

Composition of standards committees

Size of standards committees	Number of members (Q1)	Number of members (Q 2)	Number of members (Q 3)	Number of members (Q 4)
Largest standards committee	18	20	20	20
Smallest standards committee	3	3	4	4
Average size of a standards committee	9	10	10	10
Average number of independent members	3	4	4	4
Average number of parish representatives (authorities with parishes)	3	3	3	3

Independent members	Number (Q1)	Number (Q2)	Number (Q3)	Number (Q4)
Most independent members	9	9	8	8
Least independent members	1	1	1	1
Average number of independent members	3	4	4	4

Parish information	Number (Q1)	Number (Q2)	Number (Q3)	Number (Q4)
Most parishes in an authority	189	189	189	189
Fewest parishes in an authority	1	1	1	1
Average number of parishes per authority	33	33	32	32
Average number of parish representatives on standards committees	3	3	3	3
Most parish representatives	7	8	8	8
Fewest parish representatives	1	1	1	1

- 1 authority reported that they do not have an independent chair
- All authorities with parishes have parish representation on their standards committee

[back to quarterly statistics list](#)

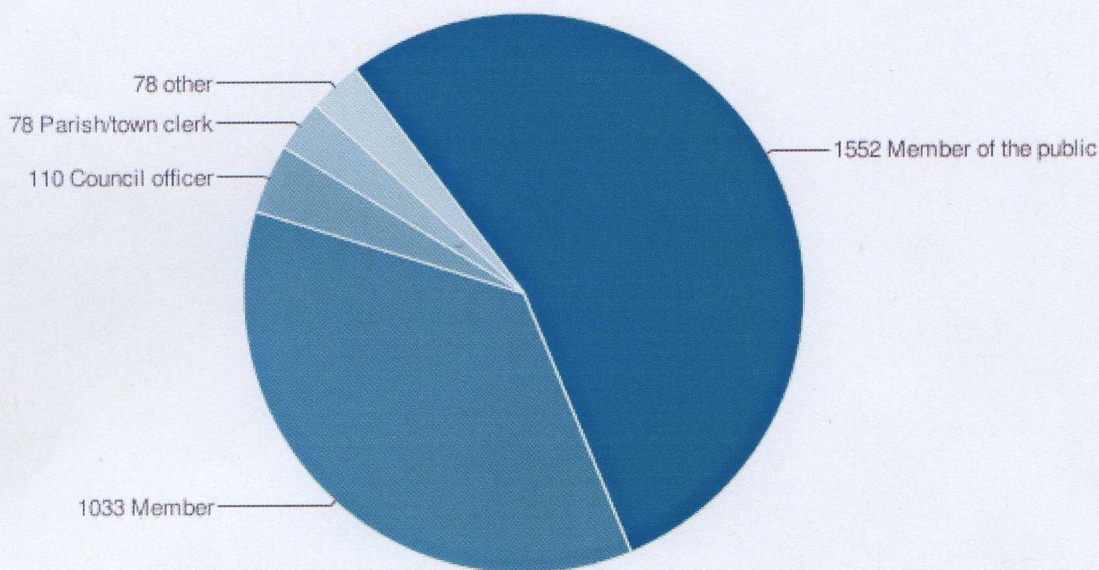
 [Print this page](#)

Did you find this page helpful? [Please let us know](#)

Source of complaint

The following statistics were compiled from data submitted on quarterly return forms, covering the period 8 May to 30 March 2009.


Monitoring officers have reported a total of 2863 cases received between 8 May and 30 March. The sources of these are broken down as follows:



The split of cases by authority type is as follows:

Authority types	Number of cases	Average number of cases per authority
County Council	91	2.6
District Council	1796	7.5
London Borough	106	3.4
Metropolitan Council	310	9.1
Unitary	528	11.2
Other	32	0.4

[back to quarterly statistics list](#)

 [Print this page](#)

Did you find this page helpful? [Please let us know](#)

Initial assessment decisions

The following statistics were compiled from data submitted on quarterly return forms, covering the period 8 May 2008 to 30 March 2009.

A decision about whether to refer had not been made on 170 (5.9%) of the cases received so far. The breakdown of decisions for the other 2693 cases is as follows:

Initial assessments	Number	Percentage (%)
Referred to another authority	6	0.2
Referred to Standards Board	166	6.2
Referred to MO for alternative measures	327	12.1
Referred to MO for investigation	780	29.0
No further action	1414	52.5

Timeliness of decisions

The guidance indicates that it should take, on average, 20 working days from receipt of a complaint to a referral decision being made.

- So far, the average length of time a case takes from date of receipt to referral decision is **20 working days**.
- However, **848** cases took longer than 20 days for a referral decision to be made (**31%**)

Review requests

There have been **344** requests for reviews of referral decisions so far. This shows that a review is requested in **37%** of cases where the initial assessment decision is to not refer the complaint any further.

384 review requests have been assessed. **22** resulted in the case being referred for investigation (**6%**) and **3** resulted in the case being referred to the Standards Board (**less than 1%**).

[back to quarterly statistics list](#)

 [Print this page](#)

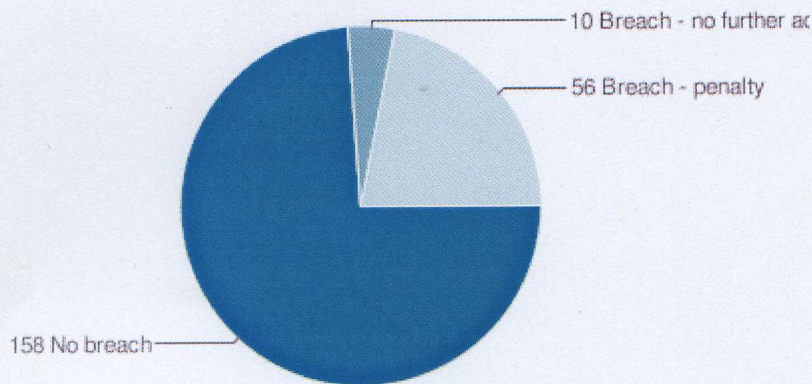
Did you find this page helpful? [Please let us know](#)

Investigations

There are **233** cases referred for investigation that have standards committee determination meeting dates recorded on quarterly returns.

The average length of time between the date of the decision to investigate and the date of the determination meeting is **100** working days. This figure discounts cases that are recorded as 1 day or less from decision to determination.

There are **224** cases with investigation outcomes recorded on quarterly returns. The breakdown of these is:



Percentages are:

Percentage (%)	Outcome
71	no breach of the Code
4	breach but no further action.
25	breach with penalty

There are **132** breaches of the Code recorded under the **66** cases that were either breach with penalty or breach but no further action.

Parts of the Code that breaches are recorded against are listed below, sorted in descending order of number of occurrences. Failure to disclose a personal interest is the most common part of the Code that is breached.


Part of the code	Number of occurrences	Code description
Part 1 3(1)	37	You must treat others with respect
		You must not conduct yourself in a manner

Part 1 5	28	which could reasonably be regarded as bringing your office or authority into disrepute
Part 2 9(1)	16	Where you have a personal interest in any business of your authority and you attend a meeting of your authority at which the business is considered, you must disclose to that meeting the existence and nature of that interest at the commencement of that consideration, or when the interest becomes apparent.
Part 1 4(a)	11	You must not disclose information given to you in confidence by anyone, or information acquired by you which you believe, or ought reasonably to be aware, is of a confidential nature
Part 2 12(1)(a)	11	Where you have a prejudicial interest in any business of your authority you must withdraw from the room or chamber where a meeting considering the business is being held
Part 1 3(2)(b)	7	You must not bully any person
Part 1 3(2)(c)	5	You must not intimidate or attempt to intimidate any person who is or is likely to be a complainant, a witness, or involved in the administration of any investigation or proceedings, in relation to an allegation that a member (including yourself) has failed to comply with his or her authority's code of conduct.
Part 1 6(b)	5	You must, when using or authorising the use by others of the resources of your authority, act in accordance with your authority's reasonable requirements, ensure that such resources are not used improperly for political purposes (including party political purposes); and have regard to any applicable Local Authority Code of Publicity made under the Local Government Act 1986(15).
Other	4	
Part 1 6(a)	3	You must not use or attempt to use your position as a member improperly to confer on or secure for yourself or any other person, an advantage or disadvantage
Part 1 3(2)(d)	2	You must not do anything which compromises or is likely to compromise the impartiality of those who work for, or on behalf of, your authority.
Part 1 3(2)(a)	1	You must not do anything which may cause your authority to breach any of the equality enactments (as defined in section 33 of the Equality Act 2006(14))
		Where you have a prejudicial interest in any business of your authority you must not seek improperly to influence a decision about that

Part 2 12(1)(c)	1	business
		Where you have a prejudicial interest in any business of your authority, you may attend a meeting (including a meeting of the overview and scrutiny committee of your authority or of a sub-committee of such a committee) but only for the purpose of making representations, answering questions or giving evidence relating to the business, provided that the public are also allowed to attend the meeting for the same purpose, whether under a statutory right or otherwise.
Part 2 12(2)	1	

As data about investigations mounts up over the next few quarters, more detailed analysis will be provided, including splits by authority type, region etc. to pick up on any emerging patterns and themes.

[back to quarterly statistics list](#)

 [Print this page](#)

Did you find this page helpful? [Please let us know](#)